

**EXHIBIT P**  
**Benchmark Rates**

Table P-1: TIFIA


<b>Maturity</b>	<b>Benchmark Interest Rate identification / description</b>	<b>Benchmark Interest Rate</b>	<b>Approximate Average Life of the Financing Instrument</b>
REDACTED			


Table P-2: Private Activity Bonds

<b>Maturity</b>	<b>Benchmark Interest Rate identification / description</b>	<b>Benchmark Interest Rate</b>	<b>Approximate Average Life of the Financing Instrument</b>
REDACTED			

<b>Maturity</b>	<b>Benchmark Interest Rate identification / description</b>	<b>Benchmark Interest Rate</b>	<b>Approximate Average Life of the Financing Instrument</b>
-----------------	---	--------------------------------	---

REDACTED



<b>Maturity</b>	<b>Benchmark Interest Rate identification / description</b>	<b>Benchmark Interest Rate</b>	<b>Approximate Average Life of the Financing Instrument</b>
<p>REDACTED</p> 			


Maturity	Benchmark Interest Rate identification / description	Benchmark Interest Rate	Approximate Average Life of the Financing Instrument
REDACTED			

Table P-3: Taxable Bonds

Maturity	Benchmark Interest Rate identification / description	Benchmark Interest Rate	Approximate Average Life of the Financing Instrument
REDACTED			

<b>Maturity</b>	<b>Benchmark Interest Rate identification / description</b>	<b>Benchmark Interest Rate</b>	<b>Approximate Average Life of the Financing Instrument</b>
-----------------	---	--------------------------------	---

REDACTED



<b>Maturity</b>	<b>Benchmark Interest Rate identification / description</b>	<b>Benchmark Interest Rate</b>	<b>Approximate Average Life of the Financing Instrument</b>
<p>REDACTED</p> 